



SUBARU

OUTBACK





A Grand New Journey

Discover true driving enjoyment with the Outback's rugged design that freely takes you anywhere in comfort and peace of mind.

LED Headlamps

Be seen during the day and see well at night with auto-leveling bifunctional headlamps. Steering Responsive Headlights (SRH)* helps see better around corners for safer nighttime driving. The turn signal indicators are included in the C-shaped position lamps, keeping the headlamps sleek and compact while exuding strength.



18-inch Aluminium-alloy Wheels

Freely go anywhere with the large and stable 18-inch wheels.



* Optional.

Journey in Comfort

The comfortable interior made with rich materials offers more space in the front and rear seats, and comes with innovative features that provide enjoyment for all passengers, even on long trips.

11.6-inch Centre Display*1

The large 11.6-inch touchscreen display allows intuitive, smartphone-like operation for audio and other useful functions, while supporting a wide range of infotainment features such as Apple CarPlay*2 and Android Auto*3.



Personalised Comfort for Any Driver

Driver Monitoring System (DMS)*1

DMS*1 is a state-of-the-art safety support system that utilises a dedicated camera and facial recognition software to monitor fatigue or lack of attention. It recognises up to five pre-registered drivers to provide customised driver settings for a comfortable, convenient, and personalised driving experience.



Alert

DMS alerts the driver via audio and visual warnings if it determines the driver is distracted or drowsy.



Driver Setting Auto Adjustment

Regardless of age or body type, DMS automatically adjusts the seat position, door mirrors, and air conditioning to the driver's pre-registered settings.

*1 Optional.

*2 Apple CarPlay is a trademark of Apple Inc., registered in the U.S. and other countries.

*3 Android and Android Auto are trademarks of Google Inc.

The driver is always responsible for safe and attentive driving and observance of traffic regulations. Please do not depend solely on the Driver Monitoring System for safe driving. There are limitations to the features of the Driver Monitoring System. See Owner's Manual for complete details on system operation and limitations. Please ask your retailer for more details.



Enjoyment on Any Road

Enjoy new levels of control, stability, and ride comfort, all in a quiet cabin thanks to a refined Symmetrical AWD and Subaru Global Platform. You're free to go anywhere with the Outback's smooth driving performance and outstanding rough road capability.

Dual-function X-MODE**
 Unlock the Outback's true driving potential with dual-function X-MODE. Conveniently switch between [SNOW/DIRT] or [D.SNOW/MUD] modes via the 11.6-inch touchscreen to suit the road conditions.



*1 Optional.
 *2 Dual-function X-MODE not available on the PREMIUM model.

Enjoyment without Limits

The wider gate opening and expanded cargo area makes loading large items even more convenient. Lined with dirt-resistant materials, it's easier to enjoy any outdoor activity while keeping the cargo area clean.



Hands-free Power Rear Gate*1
 Enjoy convenient hands-free access to the cargo area even with both hands full.



60/40-split Folding Rear Seats
 Easily store longer items with the versatile folding rear seat backs.



SUBARU CORE TECHNOLOGY

Trust What's Inside

Subaru's core technologies provide every Subaru with the performance, comfort, safety, and reliability that deliver enjoyment and peace of mind to every passenger.



SYMMETRICAL ALL-WHEEL DRIVE

Subaru's Symmetrical AWD provides stable and safe driving on many road surfaces. Active Torque Split distributes optimised power to each wheel depending on road surface conditions for better traction on wet and slippery roads.

LINEARTRONIC

Lineartronic features a wider gear range and an updated hydraulic system that provides smooth and stepless gear changes, efficient and smooth acceleration, driving performance, and better fuel economy.



SUBARU BOXER ENGINE

Subaru has been committed to the SUBARU BOXER engine for over 50 years for its many advantages over other engine types. Durable and reliable by design, its pistons move toward each other horizontally, providing stability and minimum vibrations in every Subaru.



SUBARU GLOBAL PLATFORM (SGP) AND IMPROVED BODY RIGIDITY

The SGP enables all-around safety and driving performance unique to Subaru, providing a vehicle that's spacious, comfortable, and fun to drive. Body rigidity is improved to reduce uncomfortable vibrations and noise with an optimised full inner frame structure, resin reinforcements to the structural cross-sections of the rear gate to improve torsional rigidity, and more.

Subaru All-Around Safety

At Subaru, safety comes first. That's why Subaru has been fine-tuning, testing, and retesting its advanced safety features for over 50 years. With the latest in collision protection/avoidance systems and core technologies like Subaru Global Platform and Symmetrical AWD, Subaru continues its 'people first' policy by improving All-Around Safety and envisions an accident-free future.

Subaru Safety Features

- Excellent Visibility
- Auto Vehicle Hold
- Vehicle Dynamics Control System
- Active Torque Vectoring
- Hazard Avoidance
- Reverse Auto-tilt Door Mirror*3
- Steering Responsive Headlights (SRH)*3
- Adaptive Driving Beam (ADB)*3
- Subaru Rear Vehicle Detection (SRVD)*3*4
- Reverse Automatic Braking (RAB)*3*4
- Cabin Protecting Layout
- SRS*2 Airbags

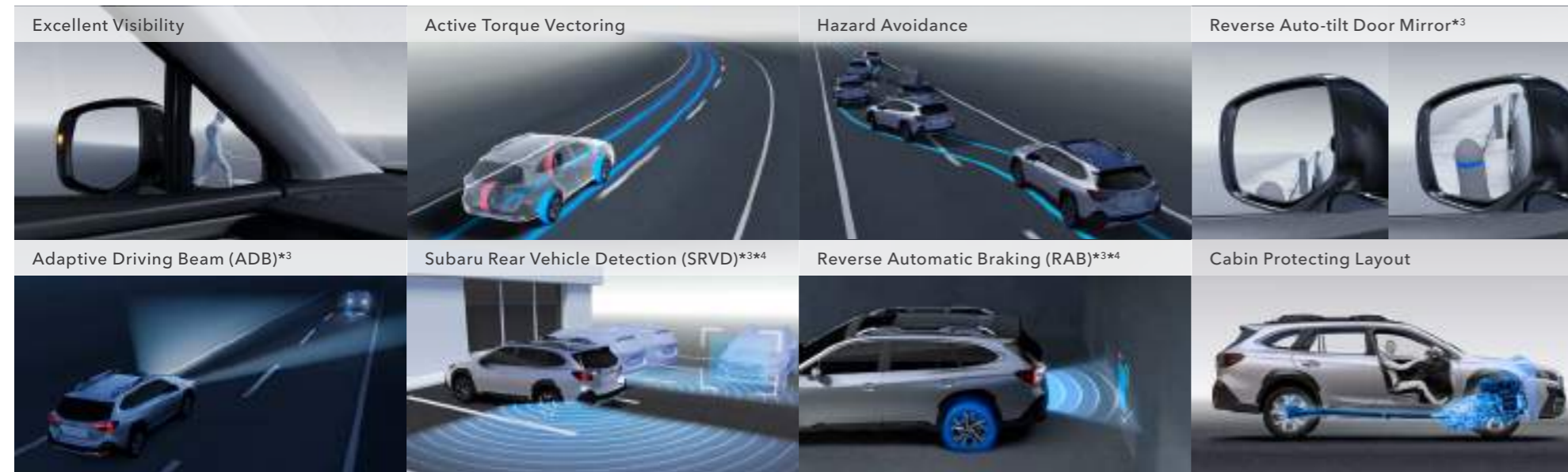
Outstanding visibility, optimal driving position, and intuitive controls help keep you safe from the moment you enter your vehicle.

Core technologies like Symmetrical AWD and SGP allows precise control of the basic elements of driving—driving, turning, and braking.

| | |
|------------|---------|
| PRIMARY | ACTIVE |
| PREVENTIVE | PASSIVE |

Advanced safety technologies such as EyeSight*1 helps avoid collisions before they happen.

Designed to keep you safe in the event of a collision with features such as the cabin-protecting engine layout and SRS*2 airbags.

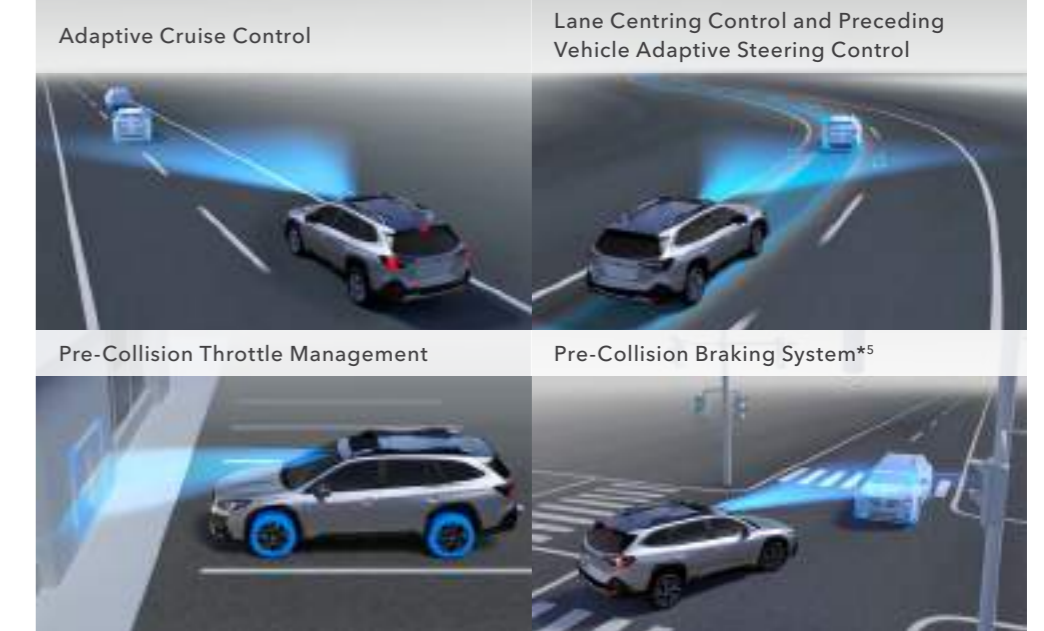


Subaru EyeSight Driver Assist Technology

Completely re-engineered with a host of new and advanced functions, EyeSight*1 provides drivers with even more peace of mind on the road. Updates to both image recognition and control software, plus hardware improvements like windshield integration, enable even more confident and safer driving in many real-world driving situations.

Subaru EyeSight Features

- Adaptive Cruise Control
- Lane Departure Prevention
- Lane Centring Control and Preceding Vehicle Adaptive Steering Control
- Lead Vehicle Start Alert
- Pre-Collision Throttle Management
- Pre-Collision Braking System*5
- Autonomous Emergency Steering



For illustration purposes only. Not actual measurements.
 *1 EyeSight is a driving support system which may not operate optimally under all driving conditions. The driver is always responsible for safe and attentive driving and observance of traffic regulations. System effectiveness depends on many factors such as vehicle maintenance, weather, and road conditions. See Owner's Manual for complete details on system operation and limitations for EyeSight including functions in this brochure.
 *2 SRS: Supplemental Restraint System. Effective when used in conjunction with seatbelts.
 *3 Optional.
 *4 The driver is always responsible for safe and attentive driving and observance of traffic regulations. Please do not depend solely on the Advanced Safety Package features for safe driving. There are limitations to the features of this system. See Owner's Manual for complete details on system operation and limitations. Please ask your retailer for more details.
 *5 Pre-Collision Braking System may not work in all situations. Depending on the speed difference from objects, the object's height, and other conditions, every situation may not meet the necessary conditions for EyeSight to work optimally.

OUTBACK 2.4R-XT TOURING / XT FIELD EyeSight

DIMENSIONS L x W x H: 4870 x 1875 x 1675* mm
 ENGINE Horizontally opposed, 4-cylinder, turbocharged, DOHC 16-valve, petrol
 CAPACITY 2387 cc
 MAX OUTPUT 183 kW (249 PS) / 5,200 - 6,000 rpm
 MAX TORQUE 350 Nm (35.7 kgfm) / 2,000 - 4,800 rpm
 TRANSMISSION Lineartronic, AWD



Crimson Red Pearl



OUTBACK 2.5i-FIELD EyeSight

DIMENSIONS L x W x H: 4870 x 1875 x 1670 mm
 ENGINE Horizontally opposed, 4-cylinder, DOHC 16-valve, petrol
 CAPACITY 2498 cc
 MAX OUTPUT 138 kW (188 PS) / 5,800 rpm
 MAX TORQUE 245 Nm (25.0 kgfm) / 3,400 - 4,600 rpm
 TRANSMISSION Lineartronic, AWD



Autumn Green Metallic



OUTBACK 2.5i-TOURING / LIMITED EyeSight

DIMENSIONS L x W x H: 4870 x 1875 x 1675 mm
 ENGINE Horizontally opposed, 4-cylinder, DOHC 16-valve, petrol
 CAPACITY 2498 cc
 MAX OUTPUT 138 kW (188 PS) / 5,800 rpm
 MAX TORQUE 245 Nm (25.0 kgfm) / 3,400 - 4,600 rpm
 TRANSMISSION Lineartronic, AWD



Brilliant Bronze Metallic



OUTBACK 2.5i-PREMIUM

DIMENSIONS L x W x H: 4870 x 1875 x 1675 mm
 ENGINE Horizontally opposed, 4-cylinder, DOHC 16-valve, petrol
 CAPACITY 2498 cc
 MAX OUTPUT 138 kW (188 PS) / 5,800 rpm
 MAX TORQUE 245 Nm (25.0 kgfm) / 3,400 - 4,600 rpm
 TRANSMISSION Lineartronic, AWD



Ice Silver Metallic



* FIELD model has a height of 1670 mm.

FEATURES



1 LED Fog Lamps

The LED fog lamps complement the powerful look of the front face.

2 Rear Combinations Lamps

The three-dimensional and dynamic rear combinations lamps give a presence of a Subaru vehicle even from a distance.

3 Front and Rear Bumper Guards

The front and rear bumper guards provide an enhanced sense of protection.

4 Crossbar Roof Rails*¹

There's no need to purchase separate crossbar attachments, thanks to the built-in foldable crossbars. Tie ropes or belts directly to the loops in the front and back for extra security.

5 Premium Audio System with Harman/Kardon Speakers*¹

Passengers in every seat can enjoy high-quality music in a natural acoustic space created by Harman/Kardon's latest technology, GreenEdge.

6 Polyurethane Seats*²

Tough on dirt, mud, and grime, the polyurethane seats are easy to wipe clean and support any active lifestyle.

7 Dual-zone Automatic Air-conditioning System


The air-conditioning system has been improved to provide a comfortable cabin for all passengers, including infotainment system integrated controls.

8 Cargo Area

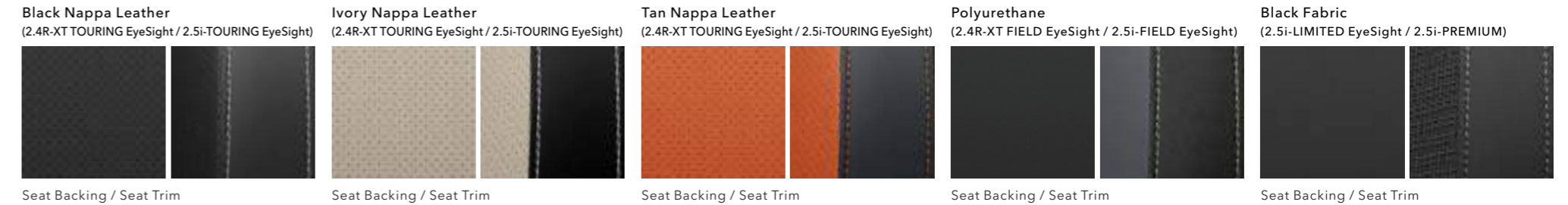
Luggage loading is efficient with a tonneau cover that can be height-adjusted.

*¹ Optional.
*² Only available on the FIELD model.

EXTERIOR COLOURS



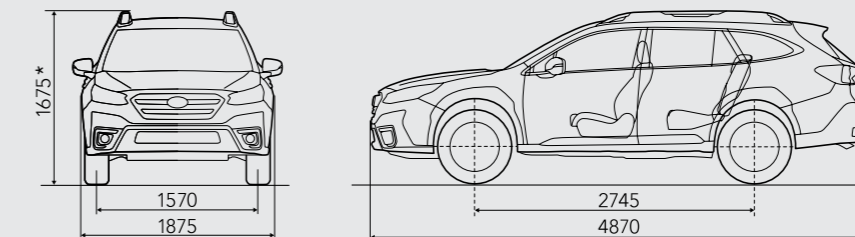
SEAT MATERIALS



*¹ Not available on the FIELD model.
*² Not available on the PREMIUM model.
Owing to printing locations, colours may differ slightly from those shown in this chart. In addition, colours and seat variations may vary according to the individual market.

DIMENSIONS

Dimensions are measured in accordance with standard measurement of SUBARU CORPORATION.



* FIELD model has a height of 1670 mm.

Not all features, options, or packages are available for all models and regions. See your specification sheet for availability. Please contact your local authorised Subaru retailer for more details.

SUBARU CORPORATION reserves the right to alter specifications and equipment without notice. Details of specifications, equipment, colour availability and lineup are subject to suit local conditions and requirements. Please inquire at your local retailer for details of any changes that might be required for your area.

